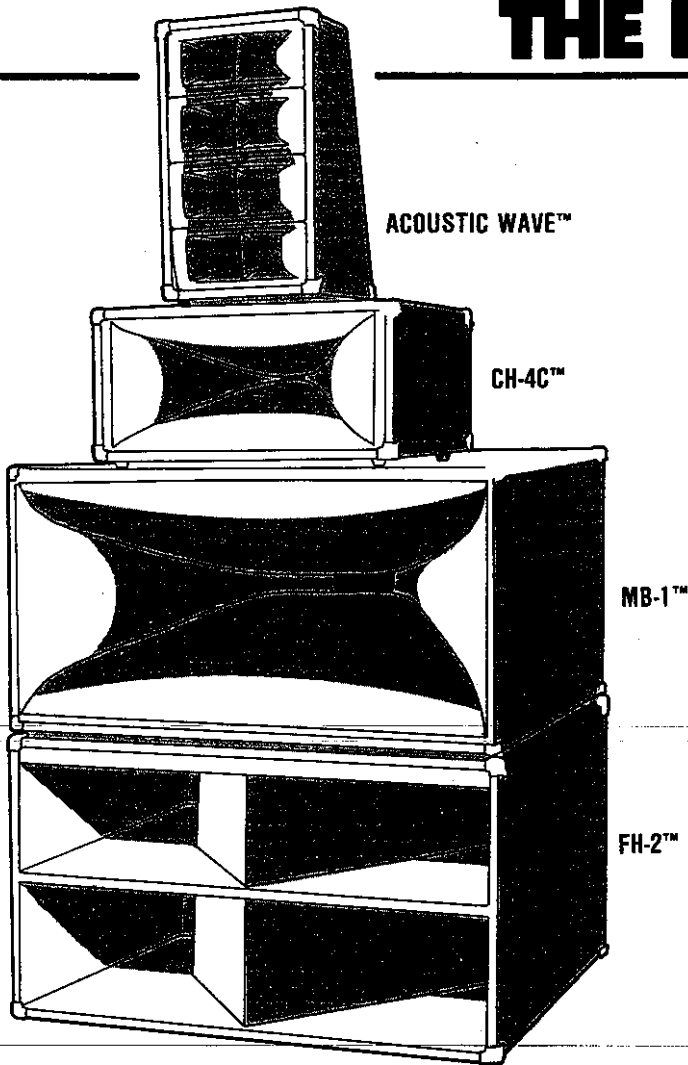


THE PROJECT™ SERIES



ACOUSTIC WAVE™

CH-4C™

MB-1™

FH-2™

PROJECT ONE™

PROJECT ONE•W™

The Project One W™ is the same system as the Project One™ with the exception of the high frequency horn. This system utilizes the MF1-X™ horn in place of the CH-4C™ to provide a wider area of high frequency dispersion (90° x 45° versus CH-4C's™ 60° x 30°).

PROJECT TWO™

The Project Two™ consists of the MF1-X™ high frequency horn, the MB-2™ mid-bass horn, and the FH-1™ low frequency enclosure.

Applications:

Medium to high level sound reinforcement with short to medium throw and wide dispersion.

Dispersion characteristics:
90° H x 45° V

The Peavey Project™ Series was designed to fill a critical need in today's sound reinforcement environment. These systems reflect a unique and highly effective approach to the problems encountered in high level "concert-type" situations.

All Project™ systems are three-way tri-amp ready, professional sound systems designed to be used in applications requiring very high sound pressure levels and medium to long throw. The unique design and high performance characteristics result in systems of remarkably small size and weight, while providing very high SPL, smooth response and wide bandwidth.

PROJECT ONE™

The Project One™ consists of the CH-4C™ high frequency horn, the MB-1™ mid-bass horn, and the FH-2™ low frequency enclosure.

Applications:

Concert grade situations requiring moderate to very high sound pressure levels and medium to long throw.

Dispersion characteristics:
60° H x 30° V

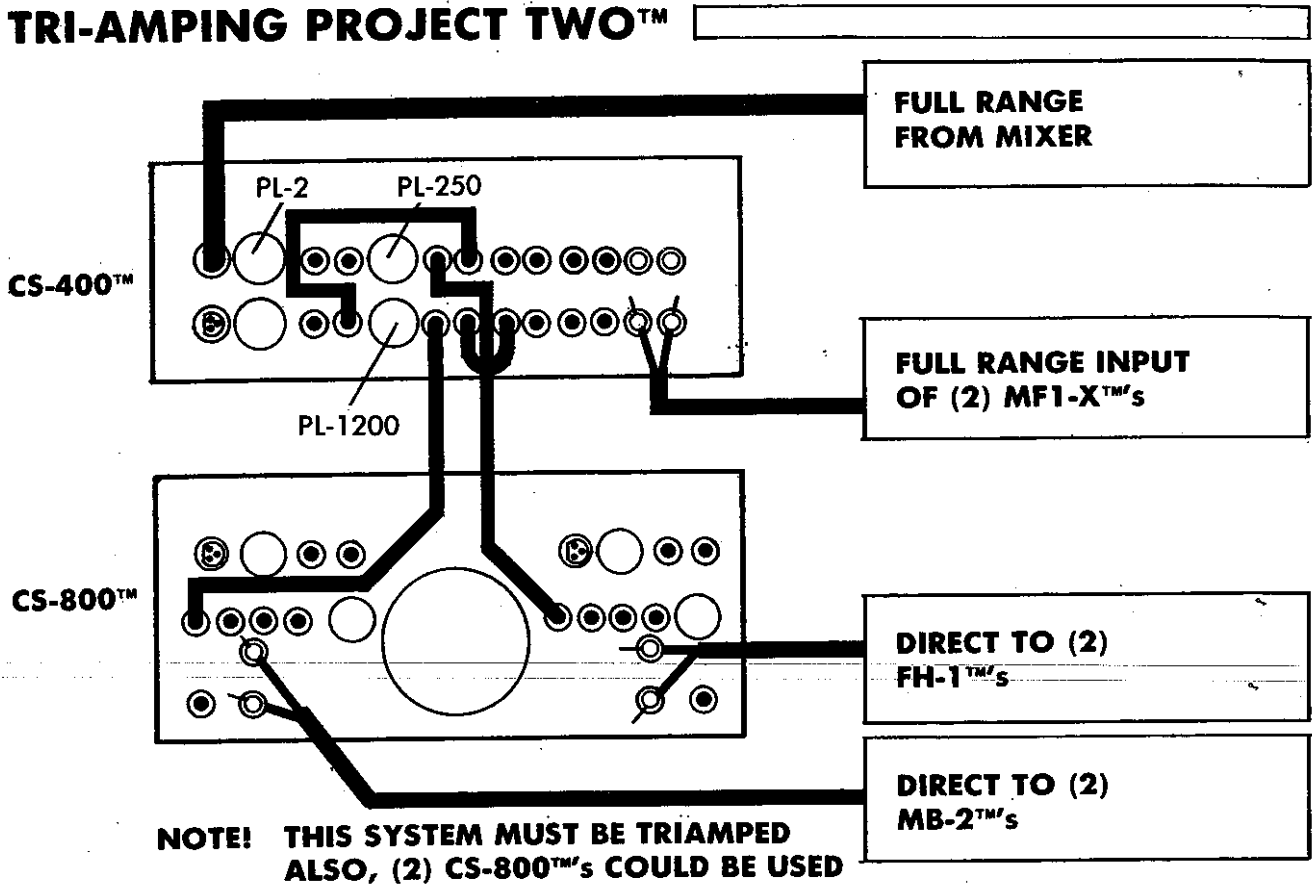
MF1-X™

MB-2™

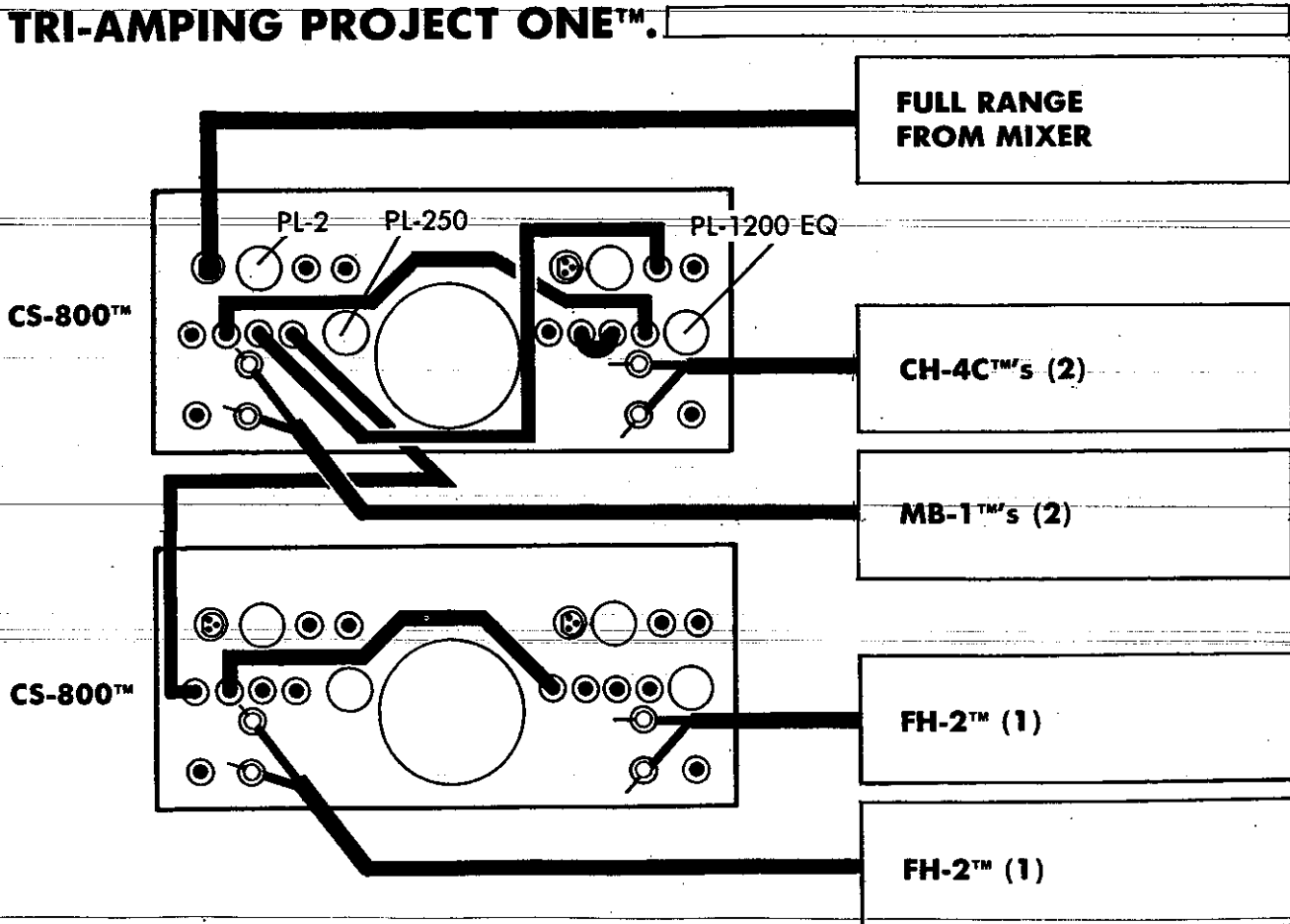
FH-1™

PROJECT TWO™

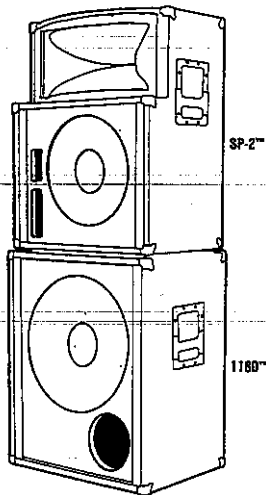
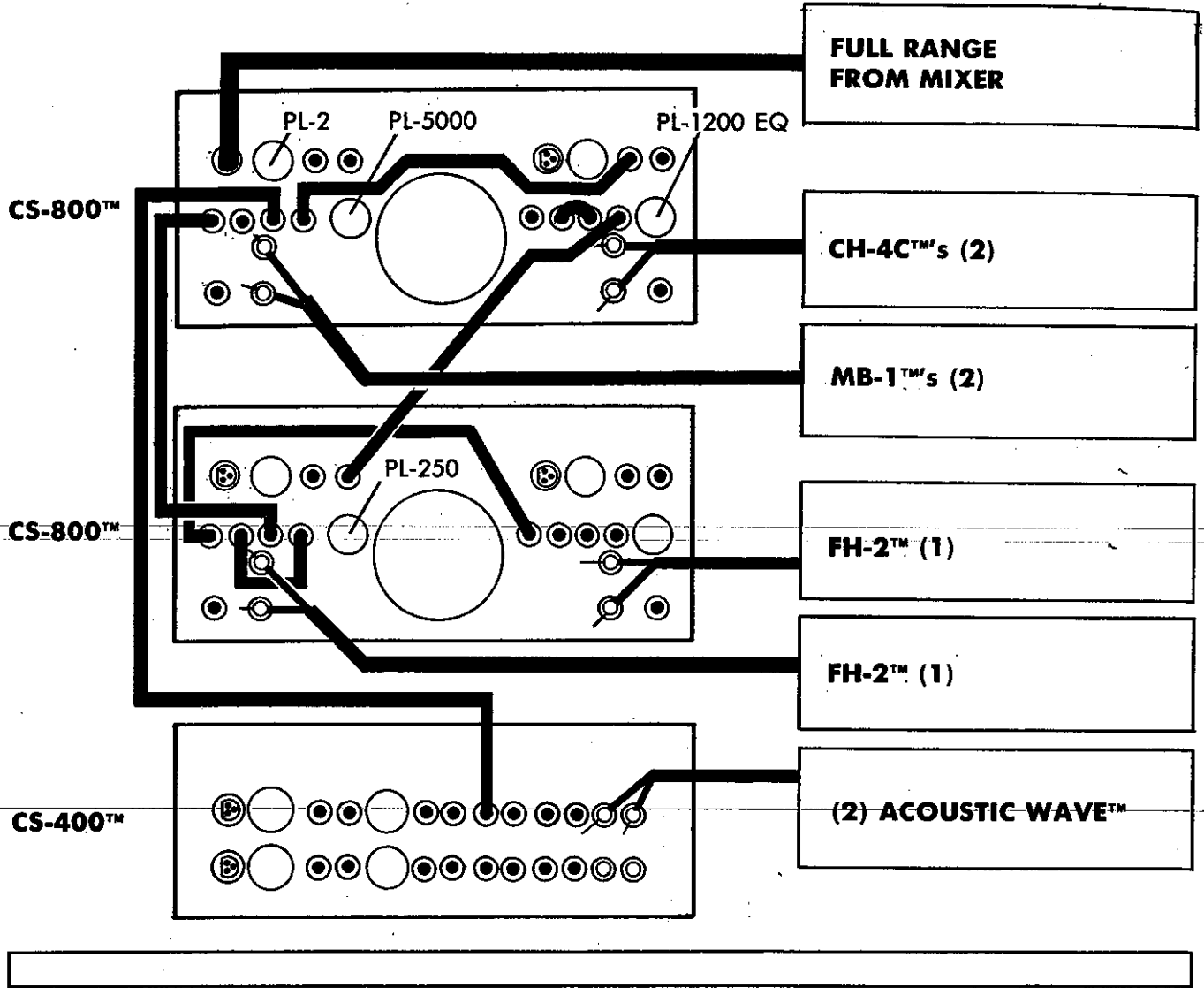
PATCH SEQUENCE FOR TRI-AMPING PROJECT TWO™



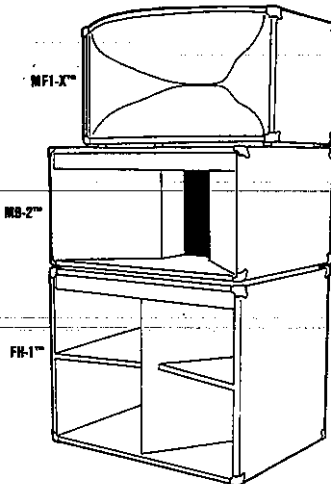
PATCH SEQUENCE FOR TRI-AMPING PROJECT ONE™



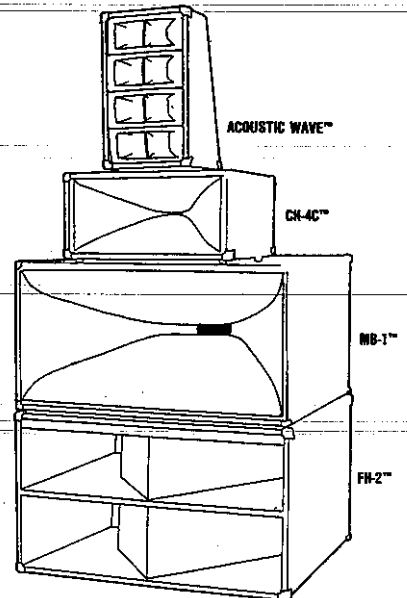
PATCH SEQUENCE FOR QUAD-AMPING PROJECT ONE™ (WITH ACOUSTIC WAVE™)




PROJECT THREE™



PROJECT TWO™



PROJECT ONE™



FH™-2

High-Efficiency
High-Level Folded-Horn
Low Frequency System

SPECIFICATIONS:

Enclosure:
FH™-2 BW

**Frequency Response, 1 Meter on Axis,
Swept Sine Averaged Across Operating
Bandwidth in Anechoic Environment:**
60 Hz-400 kHz

Low Frequency Limit (-3 dB point):
60 Hz

**Useable Low Frequency Limit (-10 dB point,
ref. avg. level):**
48 Hz

Power Handling:
300 watts continuous (34.6 volts RMS)
600 watts program

**Sound Pressure Level, 1 Watt at 1 Meter,
Swept Sine Input in Anechoic Environment:**
110 dB

Maximum Sound Pressure Level:
134 dB

Transducer Complement:
Two 15" model 1504-4 Black Widow®
woofers

Horn Cut-Off Frequency (F_{box}):
62 Hz

Impedance (Nominal):
4 ohms

Impedance (Minimum):
2.4 ohms (4 pi)
3.5 ohms (2 pi)

Input Connections:
Color coded 5-way binding posts

Enclosure Materials and Finish:
With black splatter painted finish

Dimensions:
42⁷/₁₆" (107.8 cm) W × 24³/₄" (61.9 cm) H ×
41⁵/₈" (105.7 cm) D

Net Weight:
250 lbs.

DESCRIPTION

The FH™-2 is a folded-horn low frequency enclosure designed for use as a high efficiency deep bass cabinet. It's uncompromising, sturdy construction and use of dual 15" woofers assures maximum

performance. The enclosure is constructed of ³/₄" 7 ply high-density plywood, finished in black splatter paint and capped with steel corners. A recessed pair of handles on each side allow convenient portage.

The FH-2 is comprised of two 15-inch 1504-4 Black Widow® woofers optimally aligned within a complex folded-horn designed to extend the horn via the ground, floor or stage structure it rests on. This virtual coupling of the horn to a reflecting boundary changes the radiation load from a 4 pi, or completely open environment, to a 2-pi (or hemisphere) loading which effectively boosts the very low frequencies by 6 dB.

Connections to the enclosure are via 5-way binding posts, assuring positive electrical contact and full versatility.

FREQUENCY RESPONSE

The frequency response of the FH™-2 is measured in an anechoic environment at a distance of 1 meter while using a 2.82 volt logarithmically swept sine input. This measurement is useful in determining the accuracy in which the enclosure reproduces the input signal. The combination of the two 1504-4 15" Black Widows horn loaded results in a flat desirable response as shown in Figure 1.

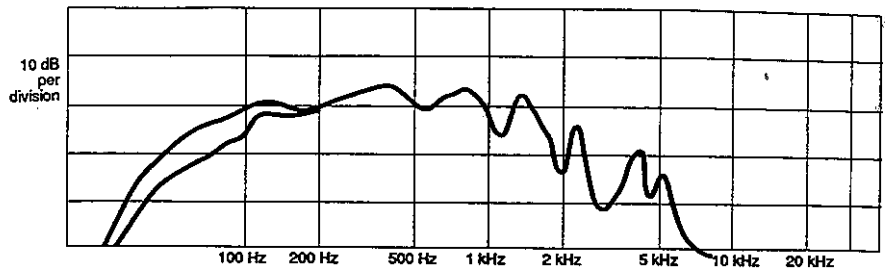


Figure 1. FREQUENCY RESPONSE

POWER HANDLING

There are many different approaches to power handling ratings, the most common being EIA standard RS-426A.

The derived shape of this test spectrum was an attempt to simulate the spectral content of contemporary music.

Although it does resemble contemporary music, EIA-RS-426A does not contain the same levels of very low frequency material found in live music situations. Very high levels of low frequency material produce distortion and, ultimately, device failure. The presence of the low frequency material will therefore yield lower device ratings than produced by EIA standard RS-426A.

Although the Peavey ratings are lower than those produced by the EIA test spectrum, they are far more reliable and will have a direct correlation to real world situations.

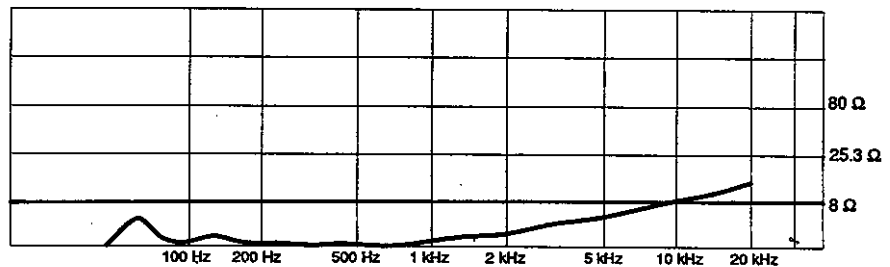


Figure 2. IMPEDANCE

ARCHITECTURAL & ENGINEERING SPECIFICATIONS

The loudspeaker system shall have an operating Bandwidth of 60 Hz to 400 Hz. The output level shall be 110 dB when measured at a distance of one meter with an input of one watt. The nominal impedance shall be 8 ohms. The continuous power handling shall be 300 watts. Maximum program power of 600 watts, with a minimum amplifier headroom of 3 dB. The outside dimensions shall be 42 7/16 inches wide by 24 1/8 inches high by 41 1/8 inches deep. The weight shall be 250 lbs. The loudspeaker system shall be a Peavey Model FH™-2.

PEAVEY **FH-2™**
LOW FREQUENCY HORN


A Product of Peavey Electronics Corp.
Meridian, Mississippi - U.S.A.

Impedance: 4 ohms

Max Power: 300 watts
(34.6v RMS) Continuous


CAUTION: THIS LOUDSPEAKER CAN PERMANENTLY DAMAGE HEARING! USE EXTREME CARE SETTING MAXIMUM LOUDNESS.

+



+

-



-

ONE YEAR LIMITED WARRANTY --

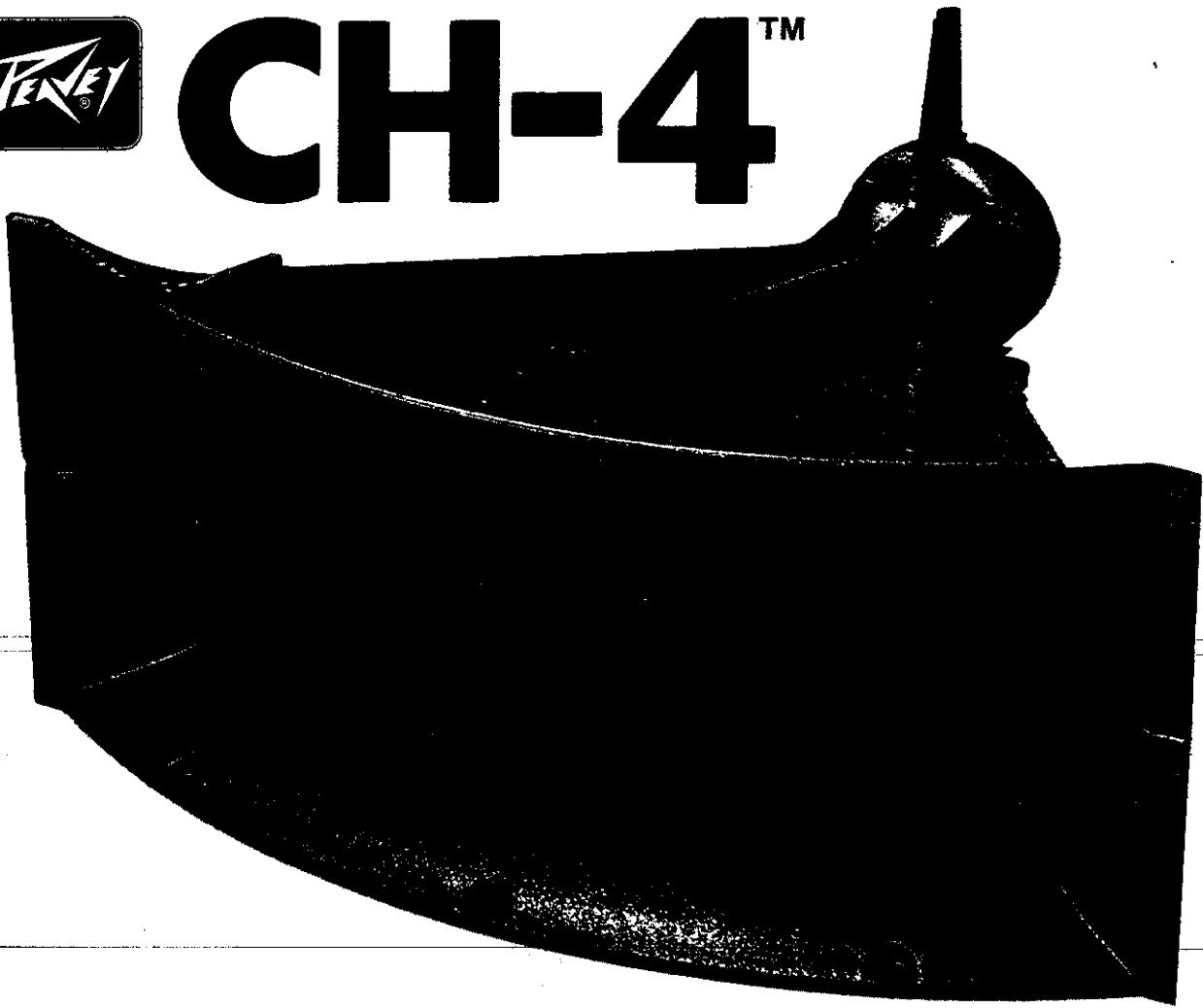
Note: For details, refer to the warranty statement. Copies of this statement may be obtained by contacting Peavey Electronics Corporation, P. O. Box 2898, Meridian, Mississippi 39302-2898.



Features and specifications subject to change without notice.



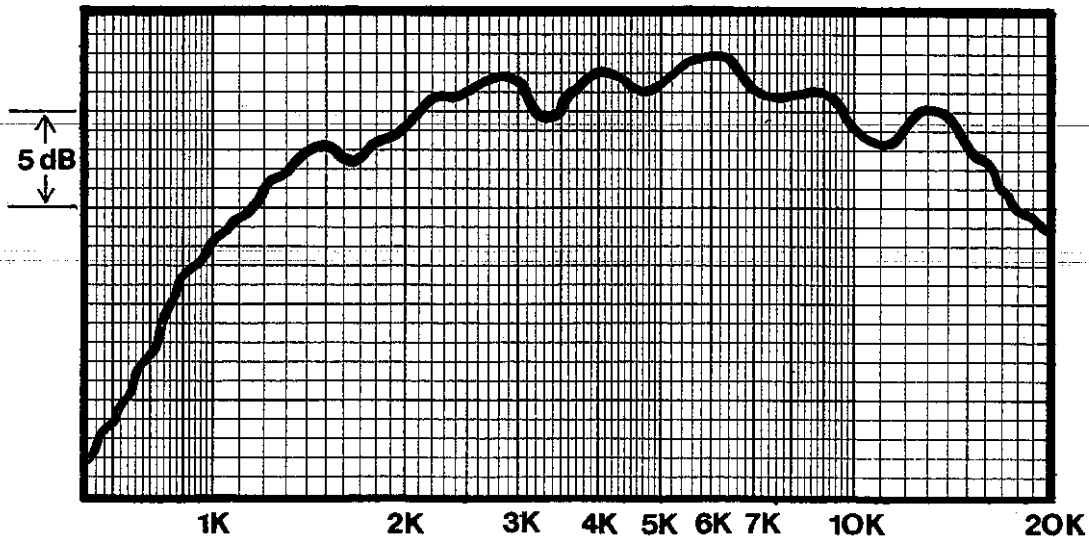
CH-4TM

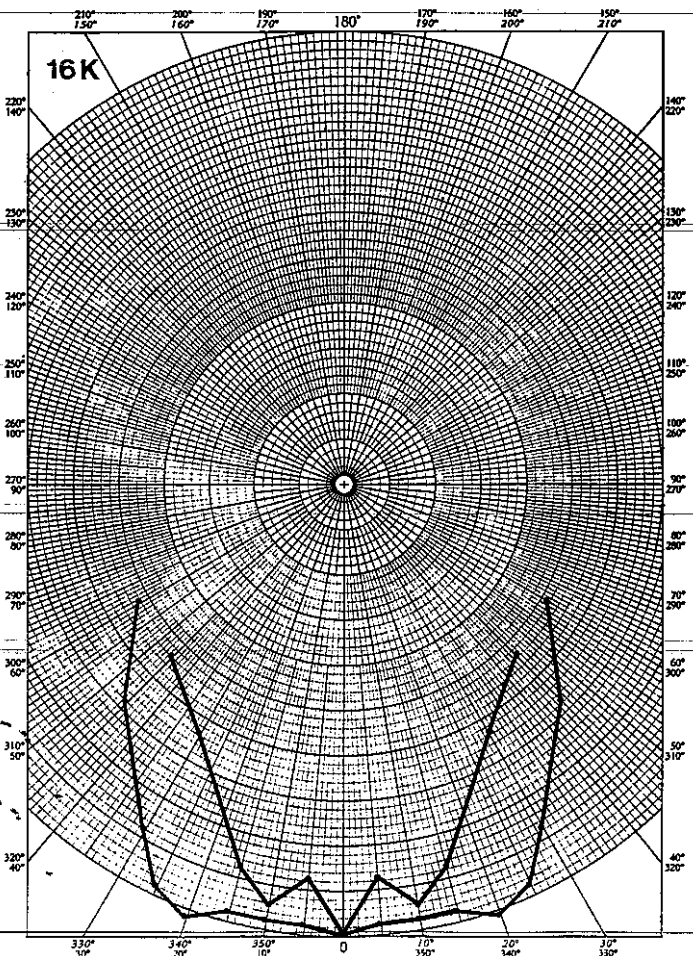
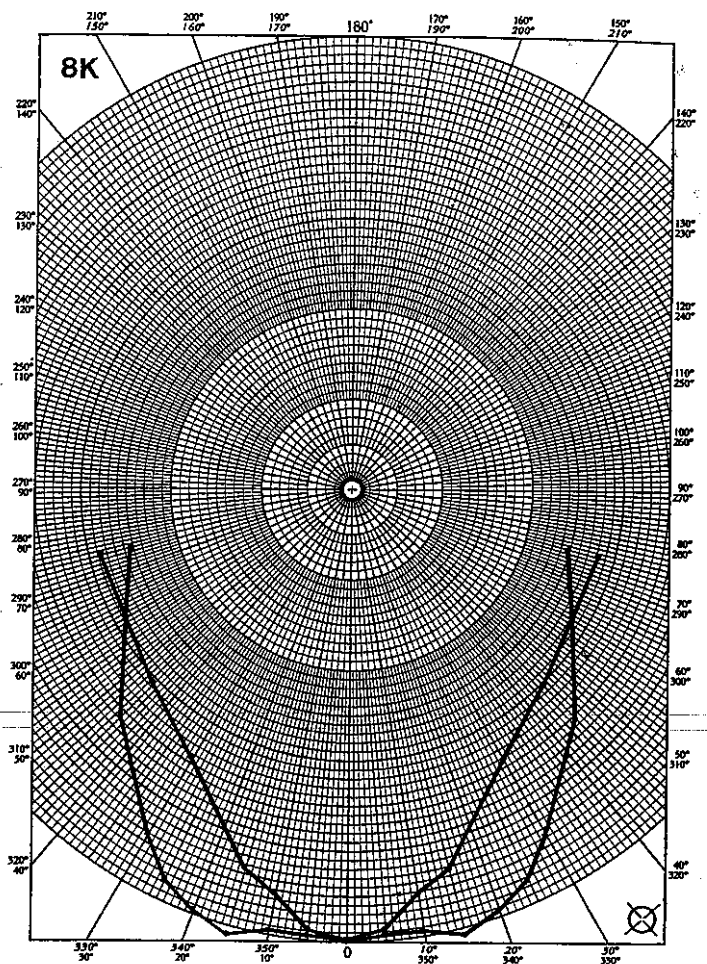
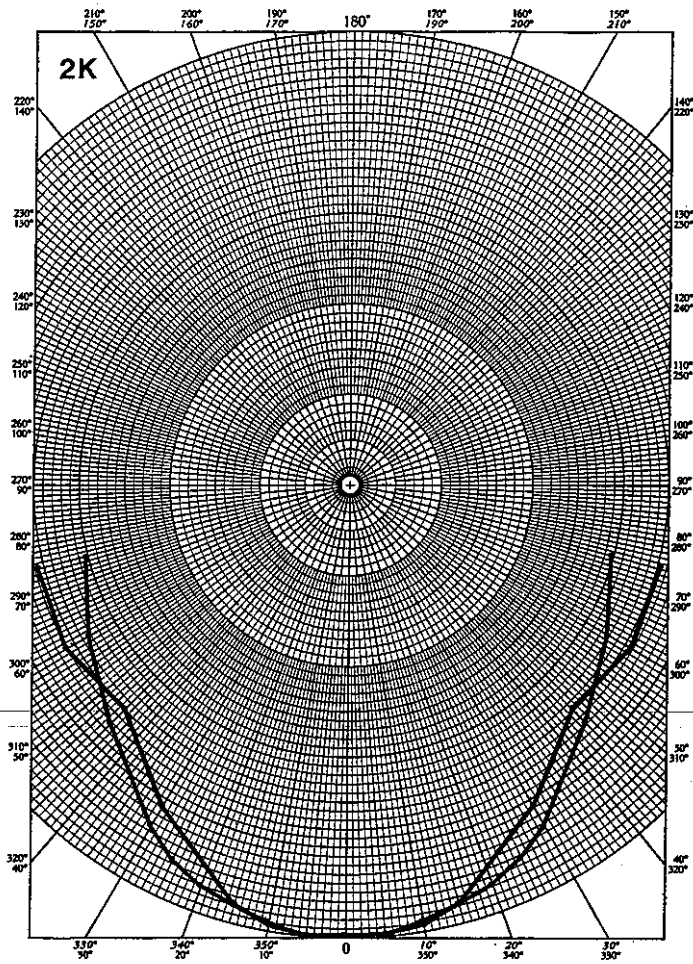


The Peavey CH-4TM High Frequency horn is one of the most efficient high frequency components available for modern, demanding sound reinforcement applications. The CH-4TM is designed to operate from a cutoff rate of 800 Hz to 16 KHz with a recommended crossover frequency (for high level operation) of 1200 Hz. The CH-4'sTM radial mouth geometry provides a "medium to long-throw" pattern of 60° horizontal x 30° vertical.

The Peavey CH-4TM utilizes our proven Model 22ATM Driver which provides extremely high power handling and reliability. The smooth, extended frequency response combines to produce an exceptionally versatile high frequency combination. The "interface" of the CH-4TM and 22ATM Driver provides the high end of the highly efficient Project OneTM System and can also be utilized for most situations where 60° H x 30° V is required and constant directivity is desired.

FREQUENCY (Hz)





Polar Response

Horizontal: Red

Vertical: Blue

Due to our constant efforts for improvement, features and specifications are subject to change without notice.

The CH-4™ is available to authorized Peavey Dealers with Product Line Schedule "E." The 22A™ Driver is available to authorized Peavey Dealers with Product Line Schedules "C, D and E."

THE PEAVEY 22A™ DRIVER

The Model 22A™ Compression Driver is a 2" voice coil driver meticulously engineered and manufactured to deliver high fidelity sound at high power levels with high reliability.

MODEL 22A™ SPECS:

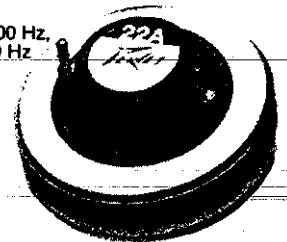
CONTINUOUS PROGRAM POWER CAPACITY:
80 watts (23.5 volts RMS program (500 Hz - 15 KHz))

FREQUENCY RESPONSE:
±2 dB, 500 Hz - 3,200 Hz, -3 dB @ 6,000 Hz,
12 dB/octave rolloff, 6,000 Hz to 14,000 Hz

EFFICIENCY:
30% mid-band (500 Hz - 3,200 Hz)

NOMINAL IMPEDANCE:
8 ohms

CROSSOVER:
500 Hz (12 dB/octave)




PEAVEY ELECTRONICS CORPORATION
711 A Street / Meridian, MS 39301 / U.S.A.

© 1982
Printed in U.S.A.

80370326 5/82



TM A NEW DIMENSION IN THE ART OF SOUND REINFORCEMENT



*1981 Version -
Has 2 sets bind post
(2) 8-Ω Spkrs*

PROJECT ONE™

The Project One™ consists of a CH-4C™ high frequency horn, MB-1™ midbass horn, and FH-1™ low frequency enclosure. The system is designed for medium to long throw applications.

CH-4C™ HIGH FREQUENCY HORN

- 60° H x 30° V Geometry
- Frequency response 800 Hz - 16 KHz
- Sound pressure level (1 watt, 1 meter) 116 dB
- Impedance 8 ohms
- Power handling (continuous) 50 watts
- Physical dimensions 10¾" H x 23¾" W x 21" D
- Weight 70 lbs.

MB-1™ MIDBASS HORN

- Frequency response 150 Hz - 1.2 KHz, +3 dB
- Sound pressure level (1 watt, 1 meter) 109 dB
- Impedance 8 ohms
- Power handling (continuous) 150 watts
- Physical dimensions 20¾" H x 42" W x 38" D
- Weight 110 lbs.

FH-2™ LOW FREQUENCY ENCLOSURE

- Frequency response 60 Hz - 400 Hz, +3 dB
- Sound pressure level (1 watt, 1 meter) 110 dB (134.7 full power)
- Impedance 8 ohms each driver
- Power handling (continuous) 300 watts (150 each driver)
- Physical Dimensions 24½" H x 42½" W x 40¾" D
- Weight 196 lbs.

ENCLOSURE 4Ω